










## Micro-Master® Touch Quick Reference Programming Guide

\* If screen is blank touch to show

 <p><b>Programs</b> Edit and Control Irrigation Programs</p>	 <p><b>Filters</b> Edit Filter Bank Settings View Runtime Totalisers</p>	 <p><b>Manual</b> Spot Watering Valve Station Walkthrough Valve Station Testing</p>
 <p><b>Valves</b> Edit and Control Valve Station Programs</p>	 <p><b>Chemical</b> Edit Chemical Settings View Runtime Totalisers</p>	 <p><b>Reports</b> Irrigation Reports Configuration Reports Fault Reports</p>
 <p><b>Pumps</b> Edit Pump Sets, View Pump Runtime and Flow Data</p>	 <p><b>Sensors</b> Rules, Flow Meters, Aggregate Flow Meters, Switch, Digital, Analog Rain Bucket</p>	 <p><b>Setup</b> Controller ID, Date/Time Life Support Expansion Unit Configuration Diagnostics</p>



Home — returns to front screen



Settings — shows extra settings



Edit — edits selected field



Clear — erases selected field



Accept — save and exit screen



Cancel — cancels without saving

### Field Valve Location Table

Input 1	Input 2	Input 3	Input 4
Input 5	Input 6	Input 7	Input 8
Out 1	Out 2	Out 3	Out 4
1	9	17	25
2	10	18	26
3	11	19	27
4	12	20	28
5	13	21	29
6	14	22	30
7	15	23	31
8	16	24	32